



HOW-TO-CREATE YOUR OWN COMIC BOOK!

COMIC BOOKS ARE USUALLY 22 PAGES LONG. HOWEVER, SOME COMIC BOOKS ARE MORE THAN 22 PAGES LONG. THESE ARE KNOWN AS GRAPHIC NOVELS AND/OR ANNUALS. WHEN WRITING YOUR STORY, PLAN ON HOW MANY PAGES YOU WANT TO MAKE YOUR COMIC BOOK, AND WHAT TYPE OF BOOK YOU ARE CREATING.

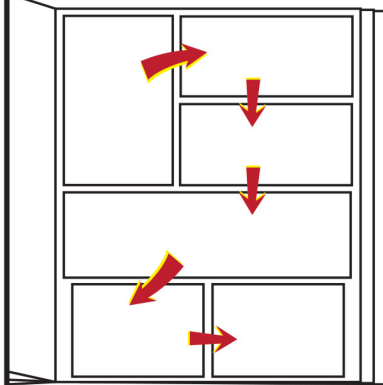
STEP #1 CREATING YOUR COVER

YOUR COVER IS WHAT CATCHES YOUR READER'S EYE. IF THIS IS THE FIRST ISSUE OF YOUR COMIC, MAYBE HAVE YOUR COVER BE A DRAWING OF YOUR HERO IN AN ACTION POSE. IF A BIG BATTLE TAKES PLACE IN YOUR ISSUE, MAYBE HAVE A SNIPPET OF THAT ACTION ON YOUR COVER.



STEP #2 HOW TO READ COMIC PANELS

COMIC PAGES ARE SETUP IN PANELS THAT ARE READ FROM LEFT TO RIGHT AND TOP TO BOTTOM.



STEP #3 SPEECH BUBBLES AND NARRATION BOXES

MOST COMICS USE SPEECH BUBBLES WHEN CHARACTERS SPEAK.



WHEN A CHARACTER IS THINKING, THOUGHT BUBBLES ARE USED.




WHEN A NARRATOR IS DESCRIBING EVENTS, A NARRATION BOX IS USED.



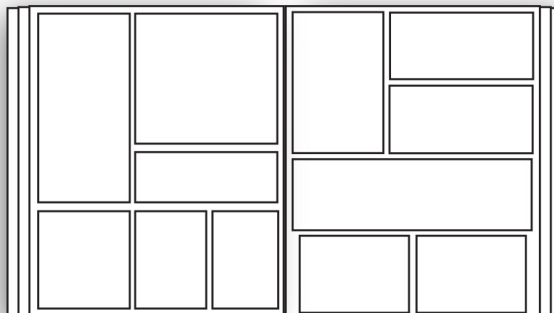
STEP #4 SPLASH PAGE

THE FIRST PAGE IS KNOWN AS A "SPLASH PAGE." IT CAN BE THOUGHT OF AS YOUR SECOND COVER, OR TITLE PAGE. IT COVERS THE WHOLE PAGE, AND HAS THE TITLE AND WRITER / ARTIST CREDITS AT THE BOTTOM OR TO THE SIDE.



STEP #5 MIX IT UP!

HAVE A VARIETY FOR EACH PAGE. IN OTHER WORDS, LAYOUT YOUR PANELS DIFFERENTLY FOR EACH PAGE. THINK OF YOURSELF AS A MOVIE DIRECTOR FOR YOUR STORY.



STEP #6

ACTION WORDS

ADD ACTION WORDS FOR NOISES SUCH AS EXPLOSIONS.



AND LASTLY...

HAVE FUN

CREATING YOUR COMIC BOOK!

OUR STORY BEGINS WITH EVERYDAY LETTER I THE GUY TAKING A STROLL THROUGH DOWNTOWN LITERACY CITY, WHEN SUDDENLY HE HEARS SCREAMS OF HORROR. THE NEXT BLOCK OVER HE SEES HIS FELLOW LETTER CITIZENS SCRAMBLING TRYING TO FIND THEIR EYES WHICH HAVE MYSTERIOUSLY DISAPPEARED. A SHADY AND MENACING FIGURE LURKS IN THE SHADOWS GRINNING IN APPROVAL. WHAT WILL HAPPEN???

